

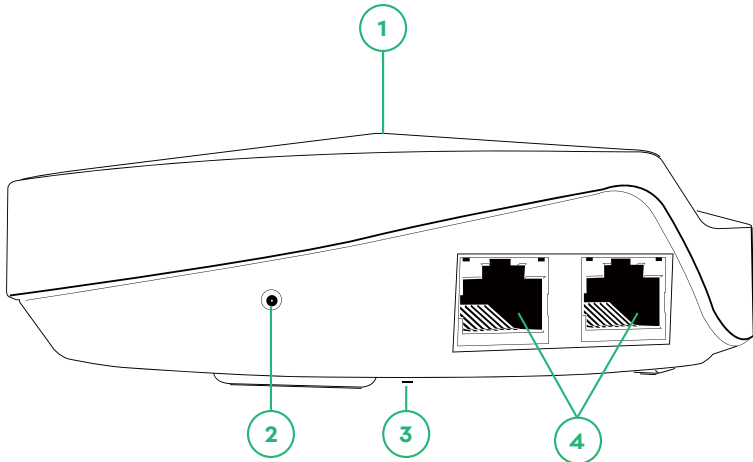


Cooptel

DECO M5

User guide

APPEARANCE



1. Each Deco has an LED that changes color according to its status:
 - Yellow pulse: Deco is resetting.
 - Yellow solid: Deco is starting up.
 - Blue pulse: Deco is ready for setup.
 - Blue solid: Deco is setting up.
 - Green pulse: Deco is upgrading firmware.
 - Green solid: Deco is registered and all is well.
 - Red pulse: Deco is disconnected from main Deco.
 - Red solid: Deco has an issue.
2. Power slot: For connecting Deco to the power socket via the provided power adapter
3. Reset button: Press to reset Deco to factory default settings
4. Ethernet ports: For connecting Deco to your modem, the Ethernet outlet or other internet devices


SET UP YOUR DECO M5

Follow the steps below to set up your Deco Whole Home Mesh Wi-Fi system.

1. Download and install the Deco app

Scan the QR code below or go to Google Play or the Apple App store to download the **TP-Link Deco** app.

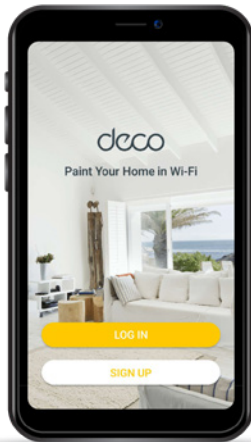
Install the app on your Android or iOS smartphone or tablet.



2. Log in or sign up with TP-Link ID

Open the app. Use your TP-Link ID to log in.

If you don't have a TP-Link ID, tap **Sign Up**. The Deco app will guide you through the rest.



3. Connect your modem to Deco

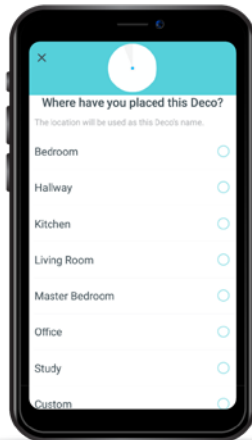
Find and power off your modem. Connect your Deco M5 to the modem and power them both on.

If you don't have a modem, connect the Ethernet outlet directly to your Deco M5.



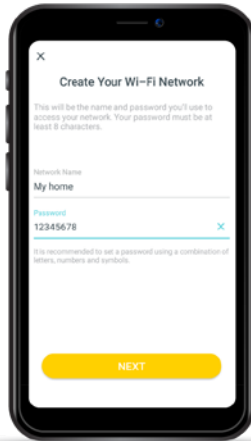
4. Select a location

Select a location for this Deco. If its location is not listed, you can create a new one by choosing **Custom**.



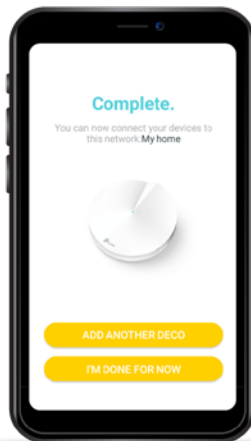
5. Create your Wi-Fi network

Set a network name and password. These will be the name and password you use to connect your devices to Wi-Fi.



6. Add more Decos

You can add more Decos to expand Wi-Fi coverage. The app will guide you through the process of adding more Decos one by one.





CONTACT US

Customer service

450 532-2667 (COOP)
1 888 532-2667 (COOP)
solutions@cooptel.ca

Business hours

Monday to Wednesday from 8:30 AM to 5 PM
Thursday to Friday from 8:30 AM to 6 PM
Saturday from 9 AM to 5 PM

Technical support

450 532-3141
1 866 532-2252
support@cooptel.ca

Business hours

Monday to Friday from 8 AM to 9 PM
Saturday and Sunday from 9 AM to 9 PM
(except december 25th and January 1st)

Cooptel  Unleash
the unexpected